

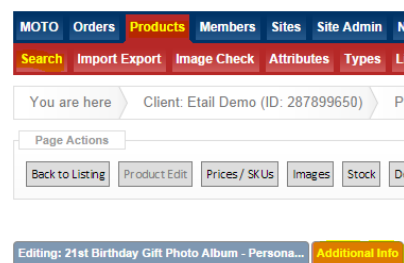
Etail Systems Tip Sheet

Objective: To understand how to add descriptions as bullet points in COMS.






There's now an easy way of adding your product description as bullet points in COMS.

Go into edit your product in COMS, & click the "Additional Info" tab.

NB: If you'd like to do this via CSV, please ask for our latest CSV spec.



There should be a box called "Bullet list" – add your first bullet point in here (just the text) & click the green "add" button at the end. **Please enter your bullet points in the order you'd like them to appear on the site.**

Bullet list.	
Bullet Point 1	
Bullet Point 2	 
Bullet Point 3	 

If you'd like to amend one of your bullet points, make your amendments & click the green "update" button. To delete a bullet point, click the red "remove" button.

NB: Please make sure we've added your bullet point list to your product page. If you're not sure, please ask us.

If you need any help, please call 0844 482 0908 or email support@etailsystems.com